

Cedar Hill X Road @ Braefood Road

Wednesday, September 19, 2018

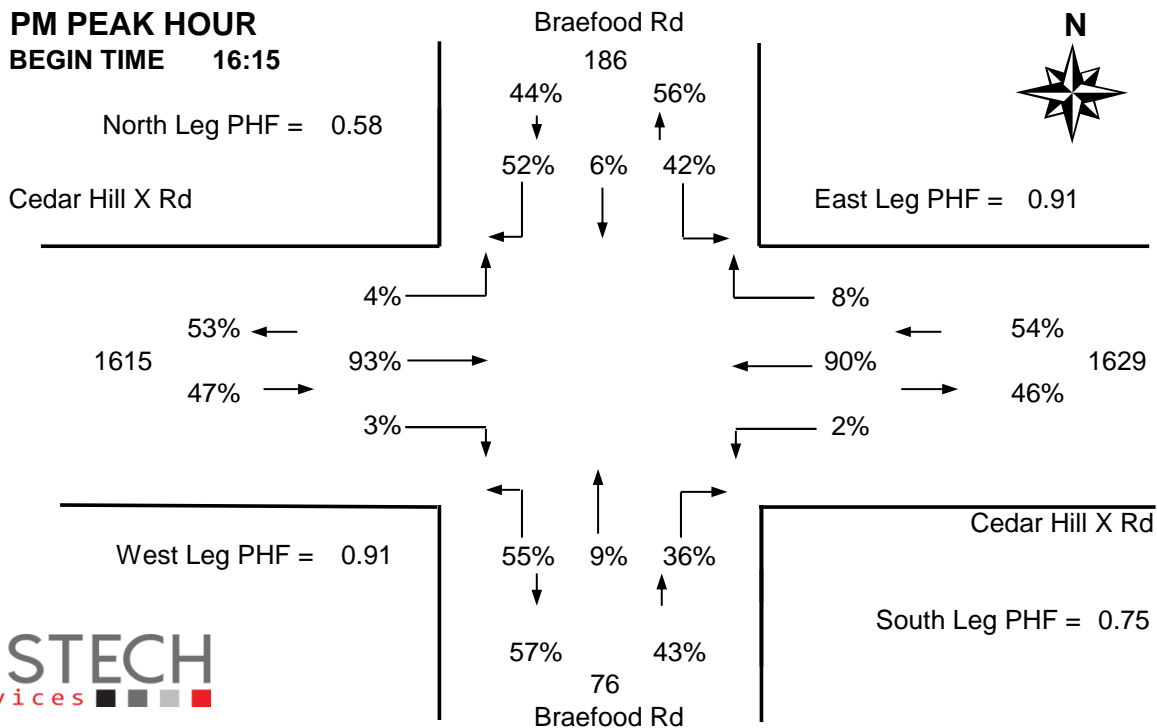
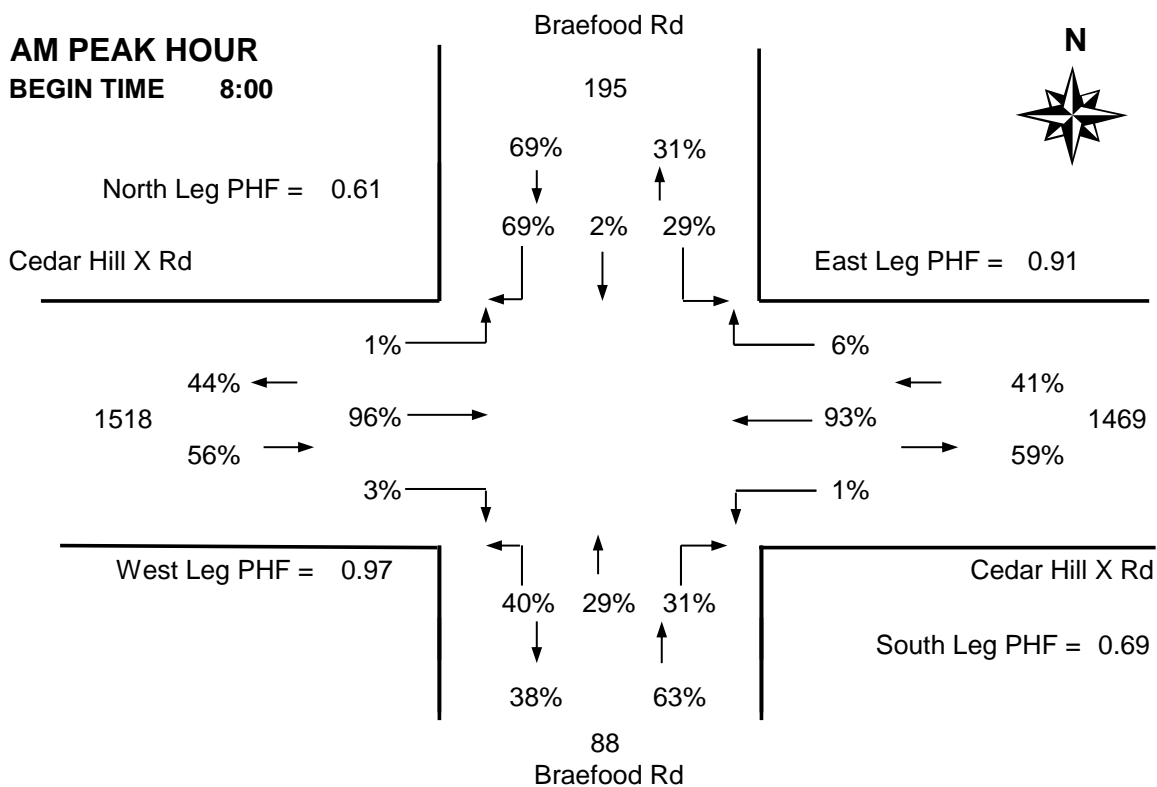


The data presented here is for information purposes only and should not be considered authoritative for construction, geotechnical, engineering, navigational, legal, or other site-specific uses. The information shared is owned by the Transportation Division of the Engineering Department at the District of Saanich. Accuracy is not guaranteed.

DISTRICT OF SAANICH 2018 TRAFFIC COUNTS

Major Route: Cedar Hill X Road
Minor Route: Braefood Road
Date: Wednesday, September 19, 2018
Filename: Cedar Hill X@Braefood-Sep19-2018.xls

Station #: TIN000350
Intersection Type: 4-leg
East/West Route: Cedar Hill X Road
Weather: Clear and dry



DISTRICT OF SAANICH 2018 TRAFFIC COUNTS

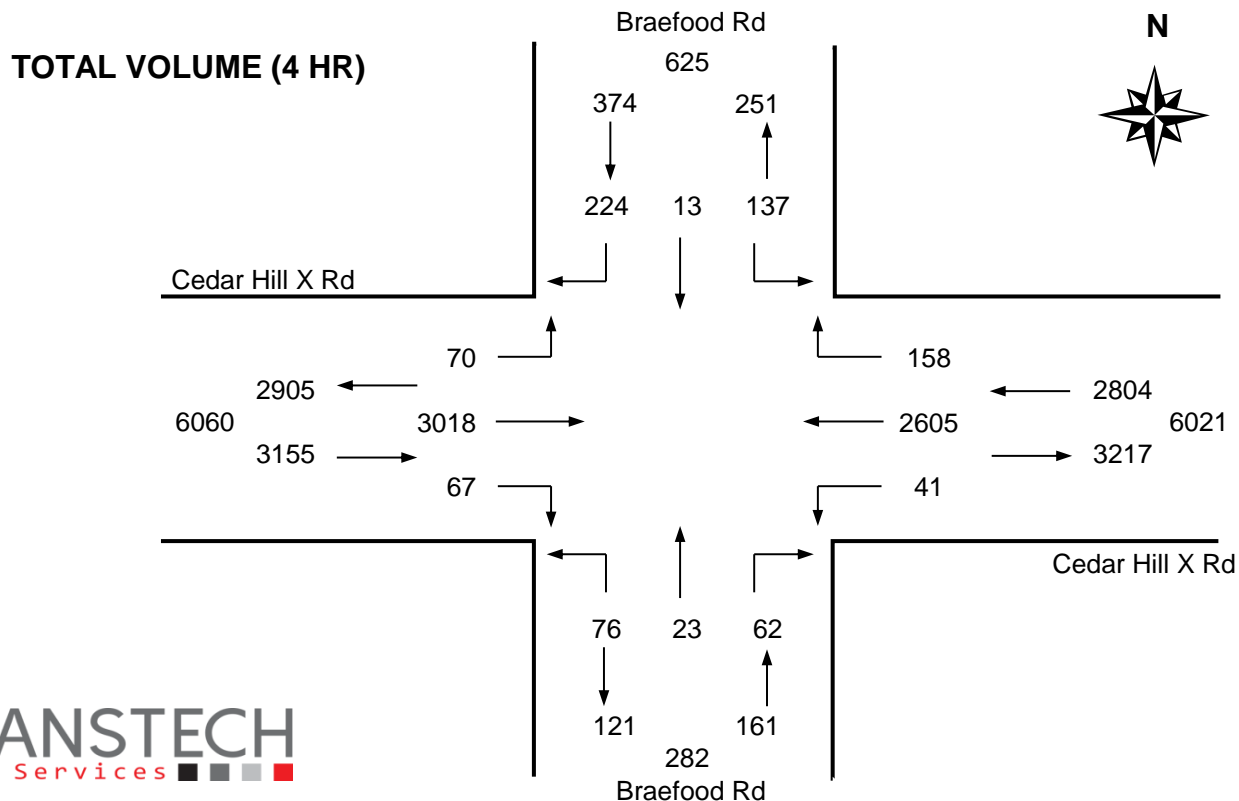
Major Route: Cedar Hill X Road
Minor Route: Braefood Road
Date: Wednesday, September 19, 2018
Filename: Cedar Hill X@Braefood-Sep19-2018.xls

Station #: TIN000350
Intersection Type: 4-leg
East/West Route: Cedar Hill X Road
Weather: Clear and dry

Comments: Count ID-2018133

Vehicle Data

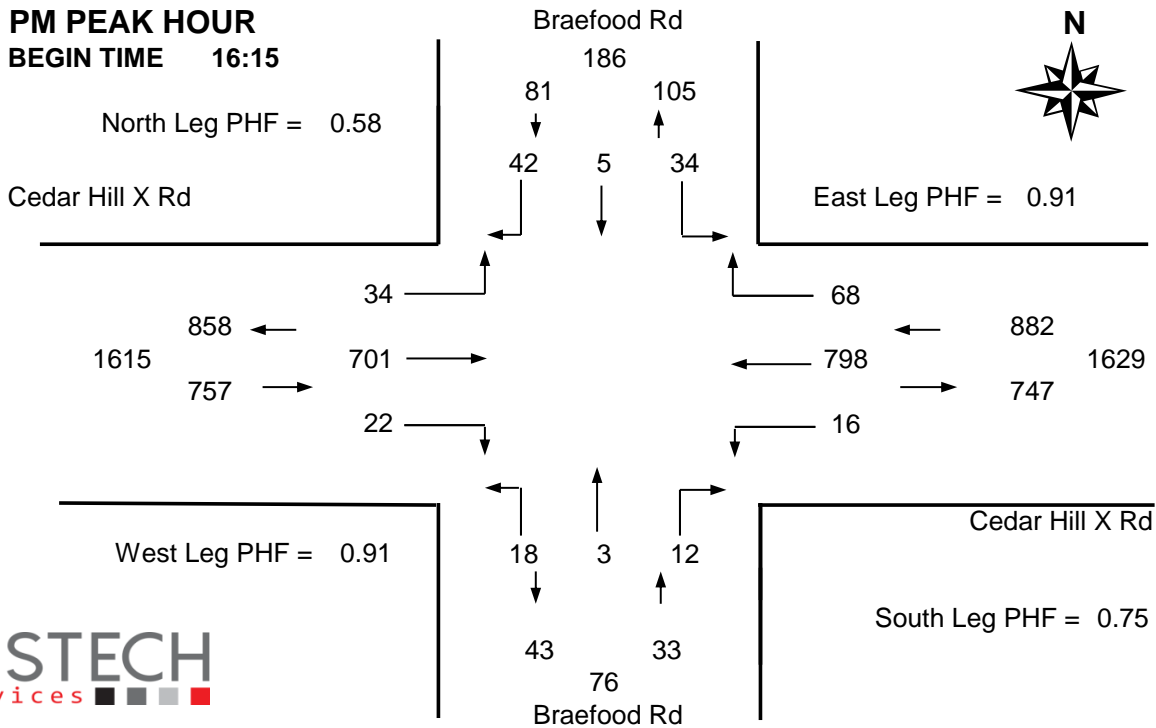
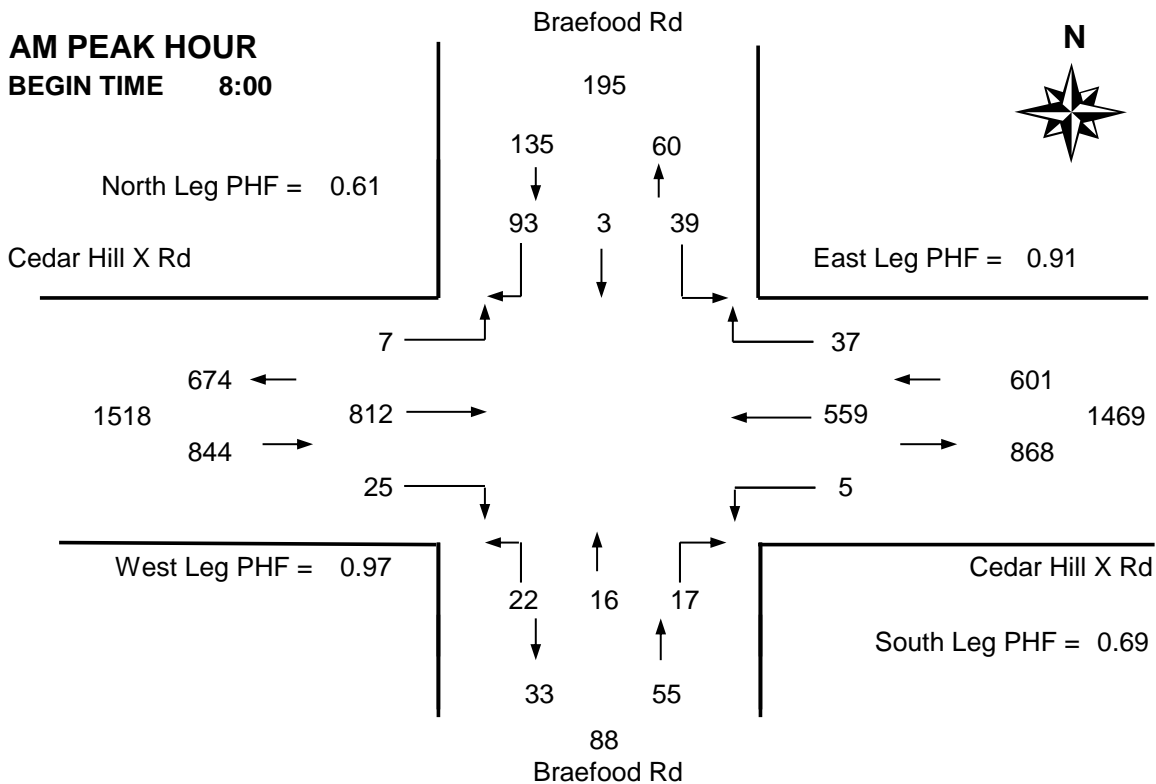
Time Period Starting	Braefood Rd			Braefood Rd			Cedar Hill X Rd			Cedar Hill X Rd			15 Min Total	Hourly Total	Pedestrians			
	From North			From South			From West			From East					N	S	W	E
	Left	Thru	Right	Left	Thru	Right	Left	Thru	Right	Left	Thru	Right						
7:30	11	0	14	7	1	8	0	185	0	1	101	2	330	-	1	0	0	1
7:45	14	0	15	6	0	3	2	200	0	0	140	5	385	-	0	5	0	3
8:00	9	0	10	4	3	7	1	209	5	1	136	6	391 *	-	6	2	0	13
8:15	6	0	16	9	4	2	1	214	3	3	157	5	420 +	1526	8	4	0	17
8:30	10	1	28	4	9	7	2	193	11	1	138	15	419 *	1615	9	0	0	7
8:45	14	2	39	5	0	1	3	196	6	0	128	11	405 *	1635	4	2	0	6
9:00	4	0	14	4	0	7	3	206	4	3	114	4	363	1607	2	0	0	2
9:15	6	3	7	7	0	3	0	186	1	2	120	0	335	1522	4	2	0	1
Total	74	6	143	46	17	38	12	1589	30	11	1034	48	3048	-	34	15	0	50
Pk Hr	39	3	93	22	16	17	7	812	25	5	559	37	1635 *	-	27	8	0	43
Pk Hr Factor	0.70	0.38	0.60	0.61	0.44	0.61	0.58	0.95	0.57	0.42	0.89	0.62	0.97	* = Peak hour + = Peak 15 minutes				
	0.61			0.69			0.97			0.91								
15:30	7	0	12	5	3	3	6	175	6	9	192	7	425	-	4	3	0	4
15:45	4	1	8	1	0	0	6	181	3	1	203	15	423	-	1	6	0	3
16:00	7	1	7	3	0	4	6	182	1	1	200	10	422	-	1	1	0	0
16:15	5	0	8	3	0	2	4	153	7	5	225	11	423 *	1693	4	3	0	3
16:30	4	0	3	4	2	5	7	170	5	6	214	11	431 *	1699	3	1	0	2
16:45	15	4	16	4	0	2	11	194	4	3	181	24	458 +	1734	6	1	0	7
17:00	10	1	15	7	1	3	12	184	6	2	178	22	441 *	1753	4	2	0	3
17:15	11	0	12	3	0	5	6	190	5	3	178	10	423	1753	2	0	0	3
Total	63	7	81	30	6	24	58	1429	37	30	1571	110	3446	-	25	17	0	25
Pk Hr	34	5	42	18	3	12	34	701	22	16	798	68	1753 *	-	17	7	0	15
Pk Hr Factor	0.57	0.31	0.66	0.64	0.38	0.60	0.71	0.90	0.79	0.67	0.89	0.71	0.96					
	0.58			0.75			0.91			0.91								



DISTRICT OF SAANICH 2018 TRAFFIC COUNTS

Major Route: Cedar Hill X Road
Minor Route: Braefood Road
Date: Wednesday, September 19, 2018
Filename: Cedar Hill X@Braefood-Sep19-2018.xls

Station #: TIN000350
Intersection Type: 4-leg
East/West Route: Cedar Hill X Road
Weather: Clear and dry



DISTRICT OF SAANICH 2018 TRAFFIC COUNTS

Major Route: Cedar Hill X Road
Minor Route: Braefood Road
Date: Wednesday, September 19, 2018
Filename: Cedar Hill X@Braefood-Sep19-2018.xls

Station #: TIN000350
Intersection Type: 4-leg
East/West Route: Cedar Hill X Road
Weather: Clear and dry

Comments: Count ID-2018133

Bicycle Data

Time Period Starting	Braefood Rd			Braefood Rd			Cedar Hill X Rd			Cedar Hill X Rd			15 Min Total	Hourly Total
	From North			From South			From West			From East				
	Left	Thru	Right	Left	Thru	Right	Left	Thru	Right	Left	Thru	Right		
7:30	0	0	0	0	1	0	0	2	1	0	1	0	5	-
7:45	1	1	0	0	3	0	0	0	0	0	3	0	8 *	-
8:00	0	1	0	0	2	0	0	3	1	0	1	0	8 *	-
8:15	0	1	0	1	3	0	0	4	0	0	5	0	14 *	35
8:30	0	1	1	0	5	0	0	4	0	0	2	2	15 +	45
8:45	0	2	0	0	0	0	0	2	0	0	2	0	6	43
9:00	0	0	0	1	0	0	0	1	0	0	1	0	3	38
9:15	0	0	0	1	3	0	0	4	0	0	2	0	10	34
Total	1	6	1	3	17	0	0	20	2	0	17	2	69	-
Pk Hr	1	4	1	1	13	0	0	11	1	0	11	2	45 *	-
15x4	4	4	4	4	20	0	0	16	4	0	20	8	60 +	-

15:30	0	3	0	0	0	0	0	2	0	0	1	0	6	-
15:45	0	0	1	0	0	0	0	0	0	0	2	0	3	-
16:00	0	0	0	0	0	0	0	2	0	0	1	0	3	-
16:15	0	0	0	0	2	0	0	1	0	0	2	1	6	18
16:30	0	0	0	0	0	0	0	4	0	0	1	0	5 *	17
16:45	0	1	2	0	0	0	0	1	1	0	5	0	10 +	24
17:00	0	0	0	0	1	0	0	0	0	0	3	0	4 *	25
17:15	0	1	0	0	1	0	0	5	0	0	3	0	10 *	29
Total	0	5	3	0	4	0	0	15	1	0	18	1	47	-
Pk Hr	0	2	2	0	2	0	0	10	1	0	12	0	29 *	-
15x4	0	4	8	0	4	0	0	20	4	0	20	0	40 +	-

4 Hr	1	11	4	3	21	0	0	35	3	0	35	3	116	232
-------------	----------	-----------	----------	----------	-----------	----------	----------	-----------	----------	----------	-----------	----------	------------	------------

PEAK HOUR SUMMARY

